



District Report Card: 2017


State: Tamil Nadu	District: Namakkal
Class: 3	Subject: Language
Schools: 61	Students: 921


Participation/Coverage


Students

 GENDER	Boys		Girls	
	Number	%	Number	%
	462	50.16	459	49.84

 AREA	Rural		Urban	
	Number	%	Number	%
	717	77.85	204	22.15

 CATEGORY	SC		ST		OBC		GEN	
	Number	%	Number	%	Number	%	Number	%
	224	24.32	111	12.05	586	63.63	0	0.00

 CWSN	LD	VI	HI	S&LD	ID	Oth
	1	0	4	2	6	2

 Management	Government		Government-aided	
	Number	%	Number	%
	780	84.69	141	15.31

Average Performance of Students in Language (%)

Overall	Gender		Area		Management		Social Group			
	Male	Female	Rural	Urban	Govt.	Aided	SC	ST	OBC	GEN
55.09	52.61	57.57	55.11	55.00	52.80	67.71	57.38	56.70	53.90	0.00

Performance on Learning Outcomes (LOs)

Learning Outcomes	Description	Average Performance(%)
L304	Reads small texts with comprehension i.e., identifies main ideas, details, sequence and draws conclusions	55.21
L312	Reads printed scripts on the classroom walls: poems, posters, charts etc.	54.83

Range of Performance of Students who Answered Correctly							
Below 30%		30% - 50%		50% - 75%		Above 75%	
Number	%	Number	%	Number	%	Number	%
147	15.96	244	26.49	351	38.11	179	19.44

Lowest Performing Learning Outcomes (LOs)

1 - Reads printed scripts on the classroom walls: poems, posters, charts etc. (54.83)

2 - Reads small texts with comprehension i.e., identifies main ideas, details, sequence and draws conclusions (55.21)